

SVN Series

The *NARROW VAPOR TIGHT* Industrial LED Lighting



5935 West 84th St. | Indianapolis, IN 46278 | 1-800-840-5635 | www.SolasRay.com

Cat. #	Type
Notes	

CERTIFICATIONS / RATINGS



IP65 IP66 IP67



UL-746 UL-F1



KEY FEATURES AND BENEFITS

- Weatherproof wide area lighting for wet location and wash-down applications.
- Stainless steel cam latches available.
- Polycarbonate enclosure.
- Poured in place gasket and cam latches seal the fixture.
- Occupancy sensor and emergency battery options available.
- Wide distribution pattern with uplight option available.
- 0-10 V dimmable.
- 4ft length.
- Buy American Act compliant.

SPECIFICATIONS

Voltage	120-277 VAC
Wattage	24W / 35W / 42W / 48W / 55W
Color Temp	3000 / 3500 / 4000 / 5000 Kelvin
Housing	Polycarbonate
Color	White
Lens	High impact acrylic / polycarbonate
Ambient Temperature	-30°C (-22°F) to 45°C (113°F)
Lifetime	>50,000 hrs L ₇₀
CRI	>80

Power Factor	>0.90
Protection	IP65 / IP66 / IP67
Entrance	7/8" diameter hole
Warranty	5 Year Limited Warranty

LUMENS

24W	35W	42W	48W	55W
3,600	5,250	6,300	7,200	8,250

PRODUCT ORDERING SELECTION

SVN4		DMV					
Length	Watts	Voltage	Lens Material	Lens Type	Kelvin	Mounting Options	Other Options*
<input checked="" type="checkbox"/> SVN4 (4 ft)	<input type="checkbox"/> 024 - 24W <input type="checkbox"/> 035 - 35W <input type="checkbox"/> 042 - 42W <input type="checkbox"/> 048 - 48W <input type="checkbox"/> 055 - 55W	<input checked="" type="checkbox"/> DMV - 120-277 VAC	<input type="checkbox"/> A - Acrylic (Std.) <input type="checkbox"/> P - Polycarbonate	<input type="checkbox"/> RF - Ribbed Frosted <input type="checkbox"/> RC - Ribbed Clear <input type="checkbox"/> SF - Smooth Frosted <input type="checkbox"/> SC - Smooth Clear	<input type="checkbox"/> 30 - 3000K <input type="checkbox"/> 35 - 3500K <input type="checkbox"/> 40 - 4000K <input type="checkbox"/> 50 - 5000K	<input type="checkbox"/> CMBN - Ceiling (Std) <input type="checkbox"/> VHMN - V-Hook Note: Mounting options detailed on next page.	<input type="checkbox"/> OS - Occupancy Sensor <input type="checkbox"/> OSW - Occupancy Sensor Wet Location <input type="checkbox"/> SSL - Stainless Steel Latches <input type="checkbox"/> EM14 - Emergency Battery Backup (14W / 1,600 lumens) <input type="checkbox"/> TPS - Tamper Proof Screws

*Whip and Cordsets are available, see chart on next page. Add to end of part number.



SVN Series

The NARROW VAPOR TIGHT



5935 West 84th St. | Indianapolis, IN 46278 | 1-800-840-5635 | www.SolasRay.com

MOUNTING OPTIONS

#CMBN - Ceiling Mount (Standard)	#VHMN - V-Hook Hanging Mount
	
Standard stainless steel ceiling mount. Allows 1.25" space for heat dissipation and air flow.	Stainless V-Hook (bail) mount. Recommended for cable hanging.

CUSTOM WHIP AND CORDSET ORDERING

Custom whips and cordsets can be added to vapor tight fixtures. Use the chart below to choose specifications and add to the end of the part number.

Type	# of Wires	Length	End Fitting	Color	Voltage	Amps (TL Only)
WP - Whip	3 - 3 Wire	(blank) - 6 feet	(blank) - No Plug	BK - Black	(blank) - 120-277V	15 - 15 Amps
CS - Cordset	4 - 4 Wire	8 - 8 feet	P - Standard Plug	WH - White	120 - 120V	20 - 20 Amps
	5 - 5 Wire	10 - 10 feet	TL - Twist-Lock		277 - 277V	
	6 - 6 Wire	12 - 12 feet			347 - 347V	
		15 - 15 feet			480 - 480V	

Example: to add a 3-wire, 6ft, white 120-277V cordset with a standard plug to a SV4-35-DMV-A-RF-30-CMB, the part number would be:


SV4-35-DMV-A-RF-30-CMB-**CS3PWH**

LATCH OPTIONS

The standard latches included with vapor tight fixtures are POM, a tough and durable thermoplastic.

Stainless steel latches (part no SSL) are an optional upgrade and recommended for agriculture, car wash, food processing and swimming pool areas (not an under water fixture)

Standard POM Latch



Stainless Steel Latch



DIMENSIONS

