

# HJDS Series

## The DOMINATOR

Hazardous Location Lighting



SOLAS RAY™ LIGHTING

5935 West 84th St. | Indianapolis, IN 46278 | 1-888-391-4822 | www.SolasRay.com

Cat. #	Type
Notes	

### CERTIFICATIONS / RATINGS



### CLASS / DIVISION

- Class I, Div 1, Groups C, D
- Class I, Div 2, Groups A, B, C, D
- Class II, Div 1, Groups E, F, G
- Class II, Div 2, Groups F, G
- Class III

### KEY FEATURES AND BENEFITS

- Corrosion proof – Coated aluminum alloy (copper free) housing.
- \*DLC V51. Standard (4000K/5000K with 120° beam angle only).
- Internal EM battery option (15W / 90 min).
- Marine rated corrosion resistant powder coat.
- 20w / 40w / 60w / 80w models are pendant mount ready (3/4" npt).
- Paint / Spray listed for use in paint or powder-coat booths.
- Stainless steel hardware and bracket.
- 3 connection cable entry points.
- Heavy duty and high impact resistance.



High Vibration  
RESISTANCE

### SPECIFICATIONS

<b>Voltage</b>	120-277vAC / 200-480vAC
<b>Wattage</b>	20w / 40w / 60w / 80w / 100w / 150w / 200w
<b>Ambient Temperature</b>	-40°C (-40°F) to 55°C (131°F) (-10°C to 55°C with EM Battery)
<b>Housing</b>	Coated copper free aircraft aluminum
<b>Color</b>	Gray
<b>Lens</b>	Flat tempered glass + polycarbonate beam angle lens

<b>Efficacy</b>	>140 lm/w
<b>Lifetime</b>	70,000 hrs L70
<b>CRI</b>	80
<b>Color Temp</b>	4000 / 5000 Kelvin
<b>Beam Angle</b>	40° / 60° / 90° / 120° (standard)
<b>Power Factor</b>	>0.90
<b>Warranty</b>	5 Year Limited Warranty - Fixture 3 Year Limited Warranty - Battery

#### LUMENS

20W	40W	60W	80W	100W	150W	200W
2,800	5,600	8,400	11,200	14,000	21,000	28,000



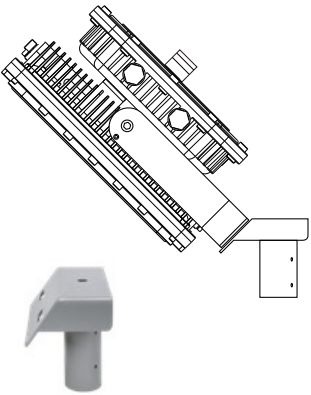

### PRODUCT ORDERING SELECTION

<b>HJDS1</b>	-		-		-		-	
<b>Series</b>	<b>Watts</b>	<b>Kelvin</b>	<b>Voltage</b>	<b>Beam Angle</b>	<b>Mounting Options</b>	<b>Other Options</b>		
<input checked="" type="checkbox"/> HJDS1	<input type="checkbox"/> 020 - 20w <input type="checkbox"/> 040 - 40w <input type="checkbox"/> 060 - 60w <input type="checkbox"/> 080 - 80w <input type="checkbox"/> 100 - 100w <input type="checkbox"/> 150 - 150w <input type="checkbox"/> 200 - 200w	<input type="checkbox"/> 40 - 4000K <input type="checkbox"/> 50 - 5000K (std)	<input type="checkbox"/> U - 120-277vAC <input type="checkbox"/> 48 - 200-480vAC	<input type="checkbox"/> 40 - 40° <input type="checkbox"/> 60 - 60° <input type="checkbox"/> 90 - 90° <input type="checkbox"/> 120 - 120° (std)	<input type="checkbox"/> HJUB - Universal Bracket (included standard) <input type="checkbox"/> TSF - Tenon Slip Fitter	<input type="checkbox"/> EM - Emergency Battery Backup - 15W (120-277VAC models only)		
					<div>20w / 40w / 60w / 80w models feature a 3/4" npt connection for pendant mounting (standard)</div>			

# HJDS Series

## The DOMINATOR

### MOUNTING OPTIONS

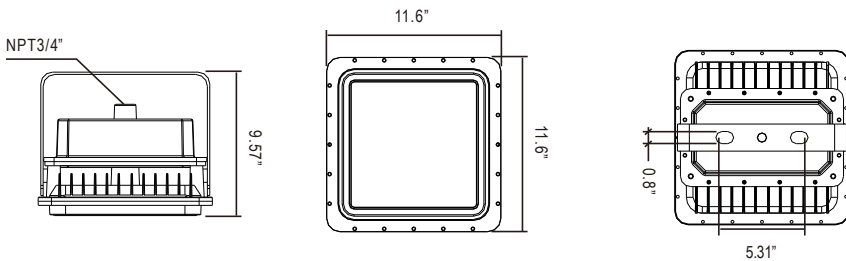
#HJUB - Universal Bracket	#TSF - Tenon Slip Fitter	Pendant Mounting Capable
<p>Universal bracket may be used for ceiling or wall mounting</p>  <p>Examples of wall mounting.</p>  <p>Examples of ceiling mounting.</p>	<p>Fits standard 2-3/8" tenon..</p> 	<p><b>PENDANT MOUNTING</b> 20w / 40w / 60w / 80w models only</p> <p>These models can be pendant mounted using the built in 3/4" NPT connection (included standard.)</p>  <p>Examples using pendant mount. (Pendant pipe not included.)</p>

### WEIGHTS, EPA AND DIMENSIONS

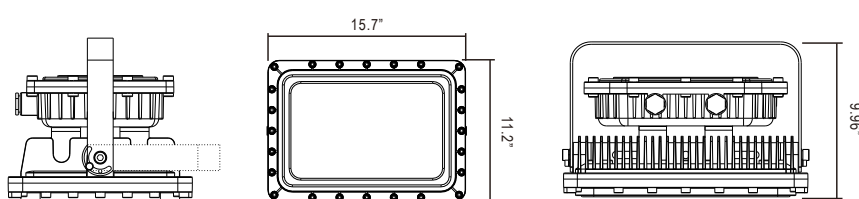
#### WEIGHTS / EPA

Model	Weight	EPA
20w / 40w / 60w / 80w	15.5 lb	3.0 ft²
100w / 150w / 200w	30.5 lb	

#### 20w / 40w / 60w / 80w MODELS



#### 100w / 150w / 200w MODELS



### EM BATTERY OPTION (INTERNAL)

Available for 120-277VAC models only.

<b>Input Rating</b>	AC 120-277V
<b>Output Wattage</b>	15W
<b>Battery Capacity</b>	2000 mAh
<b>Battery Run-time</b>	90 minutes
<b>Charge Time</b>	≥ 24 hours
<b>Ambient Temperature</b>	-10°C (14°F) to 60°C (140°F)
<b>Battery Warranty</b>	3 Year Limited Warranty

