

HQC Series

The CADET™

Hazardous Location LED Lighting



High Vibration
RESISTANCE



Cat. #	Type
Notes	

CERTIFICATIONS / RATINGS



UL844

NEMA 7H X 7V IP66

CLASS / DIVISION

- Class I, Div 2, Groups A, B, C, D

KEY FEATURES AND BENEFITS

- Compact round hazloc LED light.
- Heavy-duty die cast aluminum housing.
- Powder-coat finish over a chromate conversion coating.
- Suitable for wet locations.
- Ambient temperature capabilities: -25°C (-13°F) to 50°C (122°F)
- Sealed LED compartment for use in painting facilities.
- 0-10V dimming standard for a dimming range of 10% to 100%
- 6kV optional surge protection.
- Buy American Act compliant.

SPECIFICATIONS

Voltage	120-277VAC
Wattage	64W
Color Temp	5000 / 4000 Kelvin
Housing	Heavy-duty aluminum alloy
Color	Gray
Lens	Clear flat tempered glass
Lifetime	100,000 hrs L70
CRI	80
Ambient Temperature	-25°C (-13°F) to 50°C (122°F)
Efficacy	140lm/W (5000K) / 135lm/W (4000K)
T-Rating	T4

Beam Angle	110°
Power Factor	>0.90
Protection	IP66
NPT	1/2"
Warranty	5 Year Limited Warranty

LUMENS

Kelvin	64W
5000K	9,000
4000K	8,600





PRODUCT ORDERING SELECTION




HQC	064		U		
Series	Watts	Kelvin	Voltage	Mounting Options	Other Options
<input checked="" type="checkbox"/> HQC	<input checked="" type="checkbox"/> 064 - 64W	<input type="checkbox"/> 50 - 5000K <input type="checkbox"/> 40 - 4000K	<input checked="" type="checkbox"/> U - 120-277VAC	<input type="checkbox"/> CM - Ceiling Mount Box <input type="checkbox"/> PM - Pendant Pipe <input type="checkbox"/> WM90 - 90° Wall Mount <input type="checkbox"/> WM25 - 25° Wall Mount	<input type="checkbox"/> PS90 - 90° Pole Stanchion <input type="checkbox"/> PS25 - 25° Pole Stanchion <input type="checkbox"/> TM - Trunion Mount Bracket <input type="checkbox"/> SP - 6kV Surge Protection

HQC Series

The CADET™

MOUNTING OPTIONS

#CM - Ceiling Mount Box	#PM - Pendant Pipe	#WM90 - 90° Wall Mount	#WM25 - 25° Wall Mount
			
3/4" entrance plugs	1/2" hub (pendant pipe not included)	3/4" entrance plugs	3/4" entrance plugs

#PS90 - 90° Pole Stanchion	#PS25 - 25° Pole Stanchion	#TM - Trunnion Mount Bracket
		
Mounts to 1-1/4" NPT	Mounts to 1-1/4" NPT	Includes 3' 16/3 SJOOW cord and rated connector

WEIGHTS AND DIMENSIONS

WEIGHT

11 lb

