

The CHALLENGER SH Series Linear Lighting

SH4 / SH8

120 - 277vAC

Cat. #	Type
Notes	

DESIGNATIONS



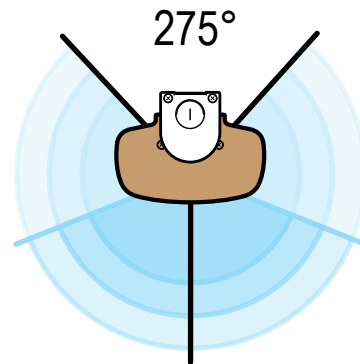
KEY FEATURES AND BENEFITS

- Precision Angled LED Arrays establish exact light distribution.
- Diffused Polycarbonate Lenses eliminate glare and hot spots.
- Extruded Aluminum Housing, Sealed and Lead-Free.
- Low Profile Fixture Body expands mounting possibilities.
- Color-Coded End Caps for immediate fixture identification.
- Quick Visual Identification.
- Resists Dust & Insect Intrusion.
- Lightweight and Easy to Install
- No 60 Cycle Hum



SPECIFICATIONS

Name	The Challenger SH
Category	Retail / Commercial Linear Lighting
Model	SH4 / SH8
Color	White with Brown end caps
Housing	Aluminum Alloy
Voltage	120-277vAC
Ambient Temperature	14°F to 104°F
Lens	Polycarbonate
Beam Angle	275°
Wattage	120w / 145w
Lumens	SH4 - 15,600 lm / SH8 - 17,835 lm
Efficacy	130 / 123 Lumens per Watt
Lifetime	50,000 hr. at L ₈₀
CRI	Ra≥80
Power Factor	>0.90
Color Temp	5000K Kelvin
Warranty	5-Year Limited



PRODUCT ORDERING SELECTION

SH Series 4'

SH4B3432NU50

SH series 8'

SH8B2465NU50

The CHALLENGER SH Series Linears

SH4 / SH8

120 - 277VAC

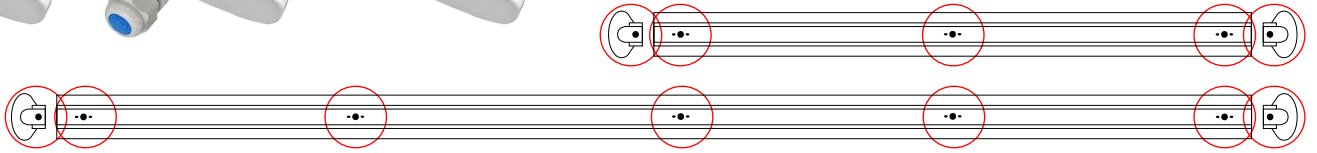
MOUNTING AND OPTIONS

All CHALLENGER fixtures have a knockout grouping less than 24" apart. Mounting can be surface mount, chain, cable or all-thread.



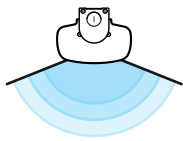
Challenger SD shown.

Knockouts & Hanging Holes



MORE AVAILABLE CHALLENGERS

135°



SD series 4'

□ SD4B4808DU50

SD series 8'

□ SD8B4815NU50

180°



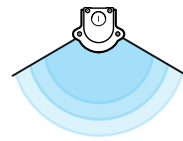
SHL series 4'

□ SHL4B2432NU50

SHL series 8'

□ SHL8B3432NU50

120°



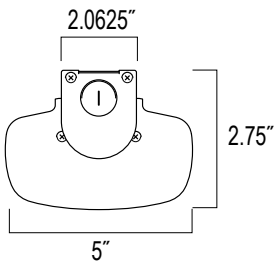
ST series 4'

□ ST4B3208DU50

ST series 8'

□ ST8B3215DU50

DIMENSIONS



WEIGHT RANGES:

4 ft. 5.73 lbs.
8 ft. 11.6 lbs.

