


The CL Parking Garage and Canopy Light

CL

120 - 277vAC



| | |
|--------|------|
| Cat. # | Type |
| Notes | |

DESIGNATIONS



KEY FEATURES AND BENEFITS

- Wide 16.5" low profile to deliver optimal light.
- A solution for Gas Station canopy lighting with 134 plus lumens per watt.
- Cooling ports dissipate heat.
- Lightweight cast aluminum In, white powdercoat finish.
- Type V light distribution.

APPLICATIONS

Parking Structures / Gas Stations / Walkways / Tunnels

SPECIFICATIONS

| | |
|----------------------------|--|
| Name | CL Canopy Light |
| Category | Gas Station & Canopy Lighting |
| Model | #CL |
| Color | White Corrosion Resistant Nylon Powdercoat |
| Housing | Die-Cast Aluminum |
| Voltage | 120-277vAC |
| Ambient Temperature | Ambient -30°C to 45°C (113°F) |
| Lens | Flat Tempered Glass Lens |
| IP Rating | IP65 |
| Wattage | 95w / 120w |
| Efficacy | 134 Lumens per Watt |
| Lifetime | 100,000 hr. at L ₇₀ |
| CRI | Ra≥70 |
| Power Factor | >0.95 |
| Color Temp (Kelvin) | 5000 Kelvin |

| | |
|-------------------|-----------------------|
| Weight | 9.87 lbs. |
| Dimensions | 16.54" x 16.54 x 1.63 |
| Warranty | 5-Year Limited |

| | |
|-----------|---------------|
| 95 watts | 12,722 Lumens |
| 120 watts | 16,086 Lumens |

PRODUCT ORDERING SELECTION



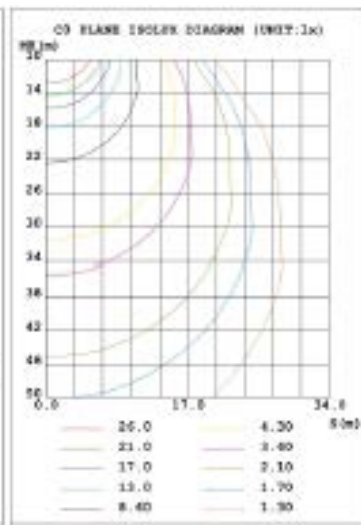

| | | | | | |
|--------|---|-------------------------------------|--------------------------------------|-------------------------------------|---|
| CL | | 50 | U | WT | SM |
| Series | Type-Watts | Kelvin | Voltage | Color | Mounting |
| CL | <input type="checkbox"/> 11 - 095-95w <input type="checkbox"/> 16 - 120-120w | <input type="checkbox"/> 50 - 5000K | <input type="checkbox"/> U - 120-277 | <input type="checkbox"/> WT - White | <input type="checkbox"/> SM - Surface Mount (Std) |

The CL Parking Garage Light

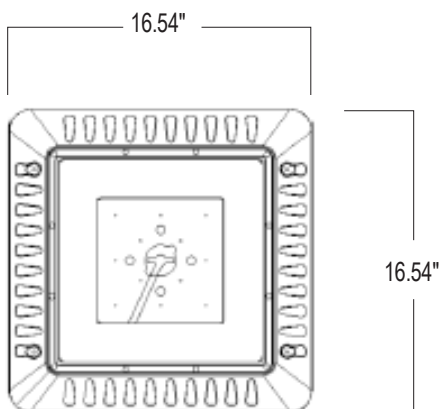
CL

120 - 277vAC

MOUNTING



DIMENSIONS



PRODUCT DESIGNATIONS

