

The CHALLENGER SD Series Linear Lighting

SD4 / SD8

120 - 277vAC

Cat. #	Type
Notes	

DESIGNATIONS



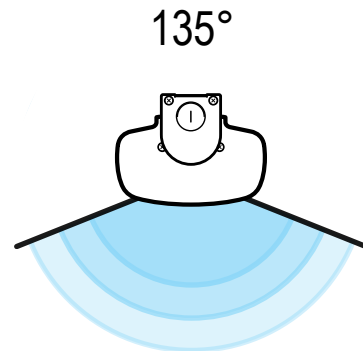
KEY FEATURES AND BENEFITS

- Precision Angled LED Arrays establish exact light distribution.
- Diffused Polycarbonate Lenses eliminate glare and hot spots.
- Extruded Aluminum Housing, Sealed and Lead-Free.
- Low Profile Fixture Body expands mounting possibilities.
- Color-Coded End Caps for immediate fixture identification.
- Quick Visual Identification.
- Resists Dust & Insect Intrusion.
- Lightweight and Easy to Install
- No 60 Cycle Hum



SPECIFICATIONS

Name	The Challenger SD
Category	Retail / Commercial Linear Lighting
Model	SD4 / SD8
Color	White with Black end caps
Housing	Aluminum Alloy
Voltage	120-277vAC
Ambient Temperature	14°F to 104°F
Lens	Polycarbonate
Beam Angle	135°
Wattage	42w / 84w
Lumens	SD4 - 5,200 lm / SD8 - 10,400 lm
Efficacy	124 Lumens per Watt
Lifetime	50,000 hr. at L ₈₀
CRI	Ra≥80
Power Factor	>0.90
Color Temp	5000K Kelvin
Warranty	5-Year Limited



PRODUCT ORDERING SELECTION

SD series 4'

SD4B4808DU50

SD series 8'

SD8B4815NU50



The CHALLENGER SD Series Linears

SD4 / SD8

120 - 277VAC

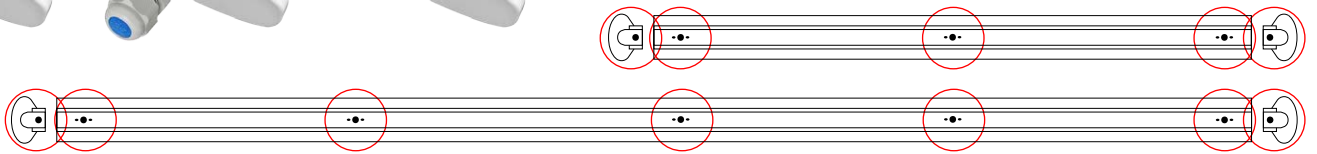
MOUNTING AND OPTIONS

All CHALLENGER fixtures have a knockout grouping less than 24" apart. Mounting can be surface mount, chain, cable or all-thread.

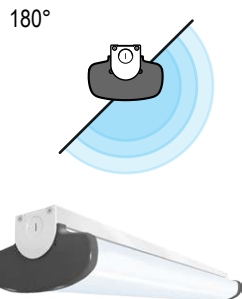


Challenger SD shown.

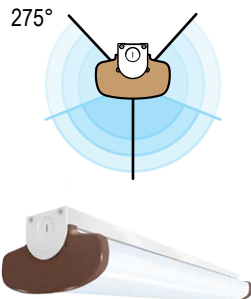
Knockouts & Hanging Holes



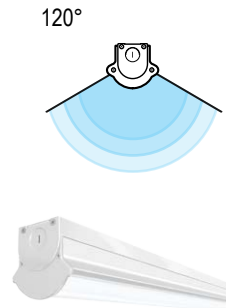
MORE AVAILABLE CHALLENGERS



- 180°
- SHL series 4'**
- SHL4B2432NU50
- SHL series 8'**
- SHL8B3432NU50

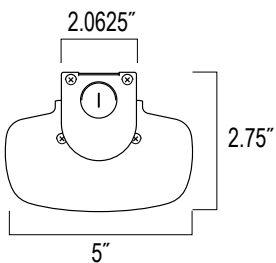


- 275°
- SH Series 4'**
- SH4B3432NU50
- SH series 8'**
- SH8B2465NU50



- 120°
- ST series 4'**
- ST4B3208DU50
- ST series 8'**
- ST8B3215DU50

DIMENSIONS



WEIGHT RANGES:

4 ft. 5.73 lbs.
8 ft. 11.6 lbs.

